

Assessing Passive Fire Defects in Existing Buildings

Pt 2 – Where and how we inspect.

Presenter: Ron Green



How do we get involved?

- **Reclad Projects – Client / Fire Engineer**
- **Reviewing Ultra Fast Broadband Penetrations**
- **Proposed Building Extensions – Fire Engineer**
- **BWOF Inspections**

Where and What do we look for?



Fire Report

What do we use for inspections?



Where and What do we look for?

❑ Fire Rated Risers



Where and What do we look for?



Fire Rated
Riser with
no internal
lings!

Where and What do we look for?



Same
riser with
incorrect
fire
stopping

Where and What do we look for?




Fire Rated
Riser –
incorrectly
installed fire
rated doors
and no fire
stopping of
cables.

Where and What do we look for?



Fire Rated
Riser –
Duct with
Intumescent
Grille

Where and What do we look for?



Where and What do we look for?



Fire Rated Riser

Wall
construction !

Where and What do we look for?



Fire Rated
Riser -
Penetrations

Where and What do we look for?

□ Fire Rated Dampers



Where and What do we look for?




Damper within
Commercial
Kitchen Extract
Duct !
Commercial
Tenant within
Apartment Block

Where and What do we look for?



Where and What do we look for?


□ IT Junctions



Wooden Floor
Construction –
Many Gaps
between
Apartments –
IT Junction

Where and What do we look for?

Fire Rated Ceilings



Where and What do we look for?



11/08/2015 13:40

Incorrect
damper
installation
/ gaps

Where and What do we look for?

□ Ceiling Voids




Where and What do we look for?



Ceiling Void
Endoscope
photo -
PVC Pipe no
fire stopping

Solutions



- ✓ Design
- ✓ Specification
- ✓ Construction Monitoring
- ✓ Project Management
- ✓ PS4

Solutions

Collaborative Role with Fire Engineer, Council & Client

